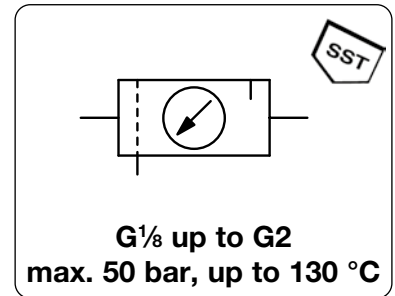


# FRL SERVICE UNITS, 2-PART, COMPLETELY MADE OF STAINLESS STEEL, UP TO 50 BAR C3002

<b>Description</b>	FRL service unit completely made of stainless steel, very robust. Application examples are the chemistry, petroleum processing as well as food industry and medical technology.
<b>Media</b>	compressed air, gases or liquids
<b>Supply pressure</b>	max. 50 bar (without drain), optionally max. 30 bar (manual drain), max. 30 bar for C3002-01H
<b>Adjustment</b>	by hexagon socket screw <b>Relieving function</b> relieving, optionally non-relieving
<b>Gauge port</b>	G $\frac{1}{4}$ on both sides of the body, G $\frac{1}{8}$ at C3002-01, one screw plug supplied
<b>Filter element</b>	50 $\mu$ m, optionally 5 $\mu$ m, made of stainless steel <b>Bowl</b> stainless steel version without sight glass
<b>Drainage</b>	screw plug as standard, optionally manual drain (max. 30 bar) or automatic drain (max. 16 bar)
<b>Temperature range</b>	-20 °C to 80 °C / -4 °F to 176 °F for FKM or EPDM -20 °C to 130 °C / -4 °F to 266 °F for high temperature version, or low temperature version down to -40 °C / -40 °F
<b>Material</b>	Body / Bowl: stainless steel 316L, material no. 1.4404 Inner valve: stainless steel 316L / 1.4404 Diaphragm: NBR/Buna-N with PTFE coating, optionally EPDM or FKM O-rings: FKM, optionally EPDM



Dimensions			Combination existing of	Flow rate m <sup>3</sup> /h*1	l/min*1	Connection thread G	Order number
A	B	C					

FRL unit, 2-part			P <sub>1</sub> : max. 50 bar, screw plug,	P <sub>2</sub> : 0.5...8 bar, relieving,	50 $\mu$ m, with gauge	C3002	
90	155	85	B+L3000	17	280	G $\frac{1}{8}$	C3002-01H
138	246	124		48	800	G $\frac{1}{4}$	C3002-02
168	255	128		180	3000	G $\frac{3}{8}$	C3002-03
168	255	128		180	3000	G $\frac{1}{2}$	C3002-04
289	304	168		360	6000	G $\frac{3}{4}$	C3002-06
289	304	168		360	6000	G1	C3002-08
393	304	168		360	6000	G1 $\frac{1}{4}$	C3002-10
393	304	168		360	6000	G1 $\frac{1}{2}$	C3002-1A
362	482	213		1200	20000	G1 $\frac{1}{2}$	C3002-12
362	482	213		1200	20000	G2	C3002-16



C3002-02



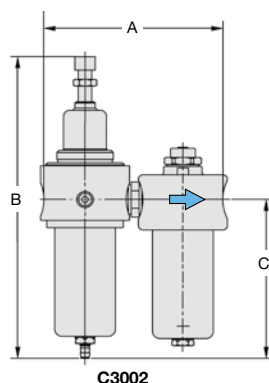
C3002-06/-08/-10/-1A

## Special options, add the appropriate letter

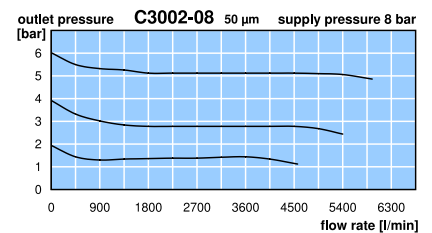
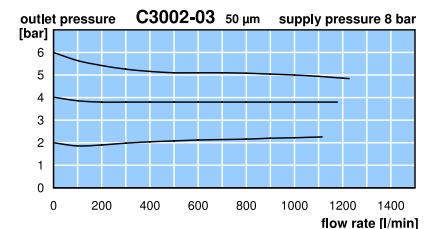
5 $\mu$ m filter element		C3002-..G
NPT connection thread	for G $\frac{1}{4}$ to G2	C3002-..N
pressure range 0.2... 3 bar		C3002-..B
pressure range 1 ...15 bar	P <sub>1</sub> max. 50 bar	C3002-..D
manual drain	max. 30 bar	C3002-..H
automatic drain	max. 16 bar	for G $\frac{1}{4}$ to G1 C3002-..R
down to -40 °C / -40 °F	low temperature version	C3002-..X51
up to 130 °C / 266 °F	high temperature version	C3002-..X54
EPDM-elastomer		C3002-..E
flange connection	according to EN-1092-1 or ASME B16.5 on request	C3002-..F.

## Accessories, enclosed

mounting bracket	for G $\frac{1}{8}$	BW30-03S
mounting nut		M30x1,5S
mounting bracket	for G $\frac{1}{4}$ , G $\frac{3}{8}$ , G $\frac{1}{2}$ to G1 $\frac{1}{2}$ (1A)	BW45-03S
mounting nut		M45x1,5S
mounting bracket	for G $\frac{1}{2}$	BW50-01S
mounting nut		M50x1,5S
mounting bracket	for G1 $\frac{1}{2}$ (12) and G2	BW00-62S



C3002



\*1 at 8 bar supply pressure, 6 bar outlet pressure and 1 bar pressure drop

Further details: see chapter for single devices

PDF CAD  
www.aircom.net



Order example:  
C3002-01H